

# What is Google Classroom?

- ▶ Google Classroom is a free Google App that aims to simplify creating, distributing and assessing learning in a paperless way.
- ▶ Pupils can use it to access work covered in class in school, at home or on the go and complete home learning.
- ▶ Parents can use some of the features of Google Classroom to help engage with and support pupils in their home learning.
- ▶ It is a free resource that can be accessed from any device connected to the internet - laptops, desktop computers, chromebooks, tablets or mobile phones.



Google Classroom

# Using Google Classroom at Greenmeadow

## Foundation Phase

- ▶ Children will be 'exposed' to Google Classroom on a daily basis.
- ▶ Homework will be sent home via Google Classroom. The homework will be marked and returned to the children via this platform.
- ▶ Children will be prepared to use Google Classroom as they transition through the school.

## Key Stage 2

- ▶ Children use Google Classroom on a daily basis to upload class work.
- ▶ Teachers share videos/ tasks on Google Classroom for the children to use.
- ▶ Homework will be sent home via Google Classroom. The homework will be marked and returned to the children via this platform.



Google Classroom

# Using Google Classroom to support Distance Learning

- ▶ During the Covid-19 lockdown, Key Stage 2 pupils used Google Classroom to support distance/ home learning.
- ▶ It was a very effective method to send home class work digitally. Children uploaded their work here and the teachers marked the work accordingly.
- ▶ In the event of another Covid-19 lockdown, the children at Greenmeadow will be prepared to use Google Classroom to support home learning.



Google Classroom

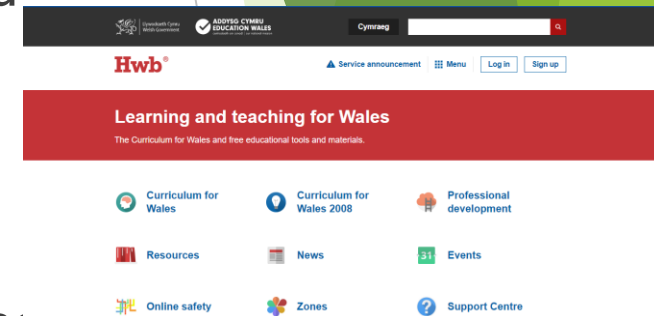
# How to use Google Classroom

- ▶ Ensure you have your child's log in for Hwb - Username and Password has been provided by your child's class teacher.
- ▶ You **must** sign out of any personal email accounts on the device you are using.

On your chosen device:

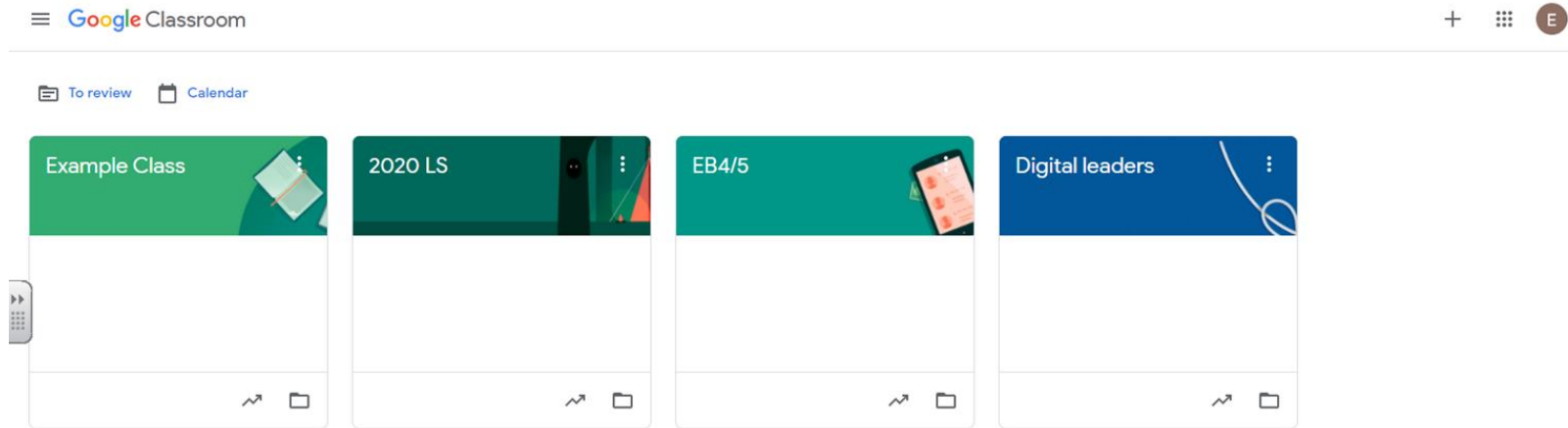
iPad - Download the following apps; Hwb, Google Classroom, Google Docs and Google Slides. Use your child's Hwb log in to sign in to the apps.

Chromebook/Laptop - search for [www.hwb.gov.wales](http://www.hwb.gov.wales) You must use your child's Hwb log in (username and password should have been given to your child by their teacher) to log in to Hwb.



# How to use Google Classroom via Hwb

- ▶ Log in to Hwb
- ▶ Click on the Google For Education tile on the Menu tab (9 boxes)
- ▶ You will then be taken straight to Google Classroom.
- ▶ Your child should already be connected to a Classroom e.g. EB4/5.



# How to use Google Classroom via Google


- ▶ In the search bar type Google Classroom.
- ▶ Click on the blue 'sign in' button (in the top right hand corner).
- ▶ Enter your child's Hwb email and password... @hwbcymru.net

## Top Tip:

Make sure you are signed out of any personal email accounts.

Click sign out and sign back in with the Hwb email and password.

(Often it signs itself out, so check that you are logged in with the Hwb account).



# How to upload/ attach work to assignments.

- ▶ Click on the assignment (it will show in the calendar or on the stream when you open Google Classroom).
- ▶ If there is an attachment on the assignment, click on the document. If there isn't, click on +add or create (in the Your Work) section.
- ▶ You can add a file (photo/video) here.
- ▶ Once you have completed the work, click 'turn in'.
- ▶ Another page will appear and then click on 'hand in'.
- ▶ Your child's class teacher will receive a notification that your child has handed in their work.
- ▶ You can also add a private comment to the teacher on this piece of work.