

READ WRITE INC

Thursday 24th September 2020




This evening our aim is to...

- ❖ *Share an understanding of reading development with you*
- ❖ *Introduce the way we teach phonics, reading and writing in school*
- ❖ *Discuss changes to the reading system and home learning*
- ❖ *Share strategies to support you at home with your child's reading development*



Jeanette Winterson

*“Teach a child to read...keep that child reading
and we will change everything”*



Language Development

Spanish



24 speech sounds

26 letters to make up those sounds

29 graphemes

English



44 speech sounds

26

letters to make up those sounds

graphemes

150+

eg. 9 different ways to write 'or' !!!



Why



Phonics?

A complete literacy programme - systematic and structured

Starting at the beginning...Early Years

- Read storybooks and non-fiction books closely matched to their developing phonic knowledge*
- Read with fluency and expression*
- Learn to spell using known sounds*
- Write confidently by practising what they want to write out loud first*
- Work well with a partner*

Aim at the end of Year 1...

Children are accurate and speedy readers and are ready to move onto our class English lessons

One-to-one tutoring - no child is left behind.

Storybooks align with the sounds learnt in class.

Ruth Miskin

Read Write Inc. created by one of the UK's leading authorities on literacy, Ruth Miskin.



*Ruth Miskin Training provide whole-school training in the **Phonics** programme.*

The trainer continues to support us on in-school Development Days.

*What does Read Write
Inc look like in the
classroom?*




How do phonics help us to read?

Say "hello" to Fred.

Fred can *only* talk in sounds...

He says "c_a_t." Not *cat*.

We call this Fred Talk.



The importance of talk for writing

"What you can say today...you can write tomorrow"

Ruth Miskin

The Speed Sound

*Special friends...2 letters that
make 1 sound*

Simple Speed Sounds chart

Consonants: stretchy

f	l	m	n	r	s	v	z	sh	th	ng
										nk

Consonants: bouncy

b	c	d	g	h	j	p	qu	t	w	x	y	ch
	k											

Vowels: bouncy

a	e	i	o	u	ay	ee	igh	ow
---	---	---	---	---	----	----	-----	----

Vowels: stretchy

Vowels: stretchy

oo	oo	ar	or	air	ir	ou	oy
----	----	----	----	-----	----	----	----



Learning to blend and segment with the sounds we know...

Assisted blending
as soon as the first 5
sounds are learnt!

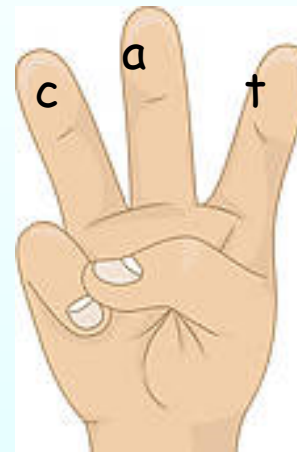


Moving towards
independent
blending

Fred Fingers for spelling

*Say the word and
pinch on the sounds

Eyes for reading,
fingers for spelling!



Learning to blend and segment with the sounds we know...



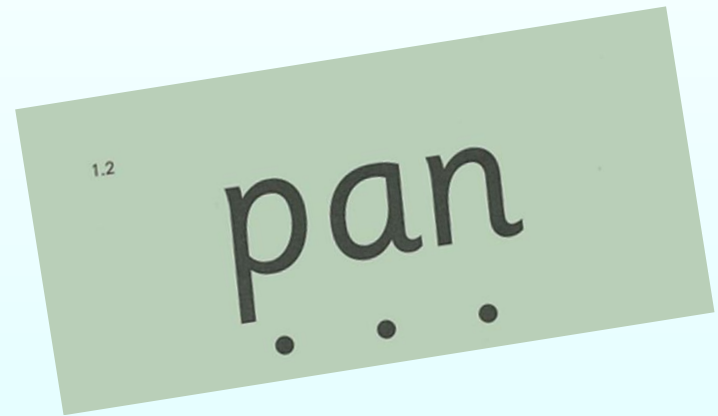
Green words – contain all the sounds we know

*Fred talk

*Fred in your head

*No Fred talk

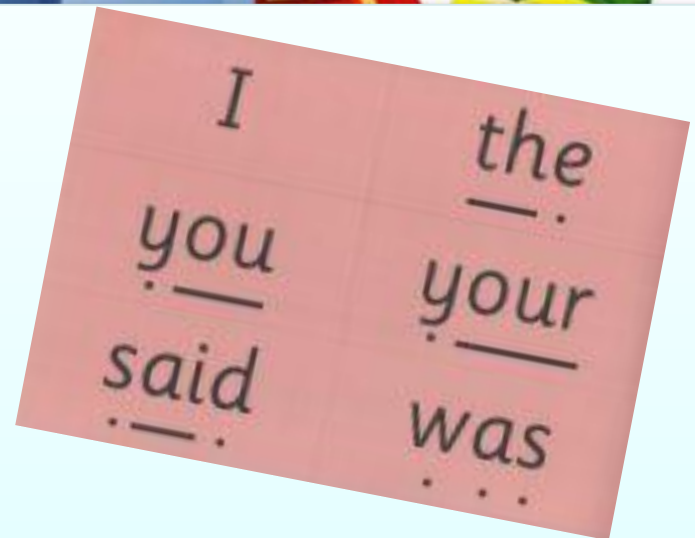
Alien words!



Red words

'If it's red it's hard to Fred'

Grotty grapheme!



Set 1, 2 and 3 sound lessons are available on our website



The English language is a complex code...

It would be easy if we only had to learn Set 1 and Set 2 sounds!!



ay

- play
- eight
- cake
- straight



igh

- right
- pie
- kite
- fly

Set 3 sounds - now need to
know the letter names!

Complex Speed Sounds chart

Consonants: stretchy

f	l	m	n	r	s	v	z	sh	th	ng
ff	ll	mm	nn	rr	ss	ve	zz	ti		nk
ph	le	mb	kn	wr	se		s	ci		
					c					
					ce					

Consonants: bouncy

b	c	d	g	h	j	p	qu	t	w	x	y	ch
bb	k	dd	gg		g	pp		tt	wh			tch
	ck				ge							
	ch											

Vowels


a	e	i	o	u	ay	ee	igh	ow
	ea				a-e	y	i-e	o-e
					ai	ea	ie	oa
						e	i	o

oo	oo	ar	or	air	ir	ou	oy	ire	ear	ure
ū-e			oor	are	ur	ow	oi			
ue			ore		er					
ew			aw							
			au							

Only when set 1 and 2 are effortless!

Set 3 sounds

Splits...where's my friend, he's on the end!



The importance of 'pinny time'!

We ensure that the children are seeing and practising the sounds lots throughout the day, especially those who are finding it difficult to recall them.

This will speed up the recall of Speed Sounds!



gg55467627 www.gograph.com

The resources



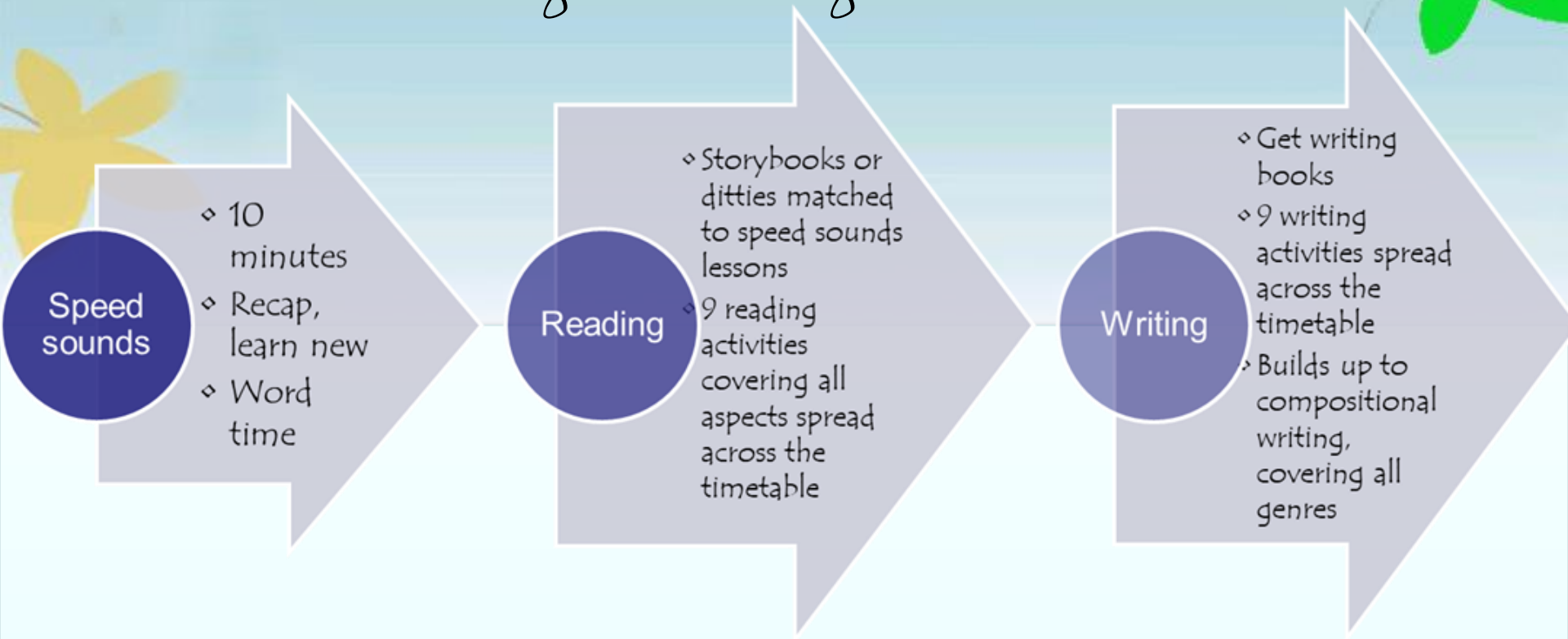
Challenge words

Power words

Vocabulary



Reading and Writing in RWI



Early Years – 30 minutes a day, speed sounds and word time

When ready to start the Red Ditty Books and beyond – 1 hour a day

RWI techniques...some of the things you may hear about!

Praise, praise praise...

*1, 2, 3 well done me!
Fan-tastic!*



Positivity and passion...

*All of us want all of the children to do
very well, to enjoy and to achieve!*

Participation...no passengers!

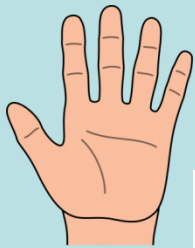
MTYT

TTYP

Paired work – lolly sticks

Choral work, popcorn, word wave etc.

Silent signals...keep the pace!



Assessment and Monitoring

All staff are Read Write Inc trained – differentiated groups across the school

Reading is a daily activity

Changes to Guided Reading as now within RWI lessons

The importance of 3 reads

1-accuracy

2-building fluency

3-expression, reading like a storyteller

Assessment is carried out by the reading leader half termly, any individual concerns are raised

The next steps...

Spelling Programme from Year 2 onwards


- * Part of the Ruth Miskin RWI programme*
- * Follow on from RWI*
- * 15 minutes daily lesson at the start of English lessons*
- * Robust, fast-paced, systematic spelling programme for years 2-6*

Supports the National Curriculum to ensure that children:

- spell new words correctly and have plenty of practise in spelling them*
- spell words as accurately as possible using their phonic knowledge*
- are supported in understanding and applying concepts of word structure*
- spell words that they have not yet been taught by using what they have learnt about how spelling works in English*



How to help your child read at home



Reading stories at home

Read favourite stories over and over again

Read some stories at a higher level than they can read themselves.

Listen to them reading their take home Phonics storybooks.

Watch the RWI storytime at home video on their website for hints and tips.

Have fun with Fred Talk!

"What a tidy r-oo-m!"

"Where's your c-oo-t?"

"Time for b-e-d!"



Practise pronouncing the sounds...

Remember no 'fuh' and 'luh'!



Available resources



Supporting our reading scheme

It is not a race through levels...there are many skills involved!

Children need to be exposed to words several times before they become fluent and automatic.

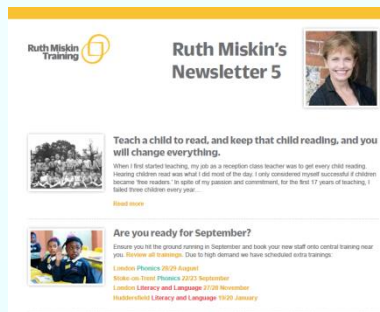
We aim for the children to be able to read as storytellers with the appropriate expression and intonation and therefore understanding.

You can also...

For how to do all these things and more www.ruthmiskintraining.com/parents



Ruth Miskin Training parents' page – trainer top tips and book recommendations.



Sign up to the Ruth Miskin Training newsletter on the website homepage.

Attend the training for yourself at central locations across the UK.

www.ruthmiskintraining.com *You may be interested in Grammar training for adults and Handwriting.*



Thank You!

